


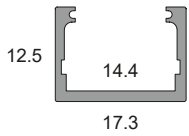
ZETA

Small-size anodized aluminium 6060 extruded profile, designed and produced to be installed on very thin surfaces. Extremely easy to install, thanks to the brushed snap-in diffuser and side supports. Ideal to house and dissipate LED Strips, and especially suited to illuminate and embellish kitchen and bathroom cabinets, under-wall cupboards, furniture, closets, shelves and display cases. It can also be surface-mounted and on plasterboard.

 EXTRUDED IN ITALY



1:1 SCALE



BASIC CODES

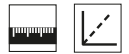
PA.ZETA.

LENGTH

- 1 1000mm
- 2 2000mm
- 3 3000mm

FINISHES

- 1 Matt white RAL9003
- 2 Matt black RAL9005
- 7 Brushed aluminium



BASIC CODES

SZ01.

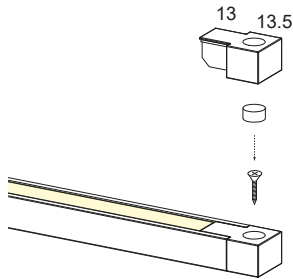
FINISHES

- 1 White
- 2 Matt black
- 5 Grey
- 7 Brushed aluminium

FUNCTIONS

- C** Closure and fixing

Hole fixing and closing side ABS support for M3x20 screw and cover cap.



BASIC CODES

SZ01.

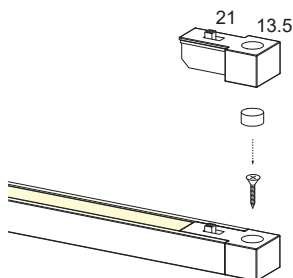
FINISHES

- 1 White
- 2 Matt black
- 5 Grey
- 7 Brushed aluminium

FUNCTIONS

- I** ON/OFF closure and fixing

Hole fixing and closing side ABS support for M3x20 screw, cover cap, and ON/OFF switch.



BASIC CODES

SZ01.

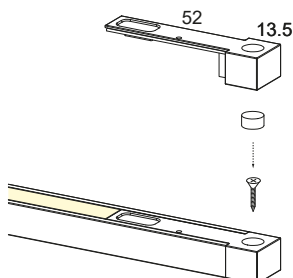
FINISHES

- 1 White
- 2 Matt black
- 5 Grey
- 7 Brushed aluminium

FUNCTIONS

- T** TOUCH closure and fixing

Hole fixing and closing side ABS support for M3x20 screw, cover cap, and ON/OFF Touch device. The LED can be switched ON with a slight touch. (12Vdc and 24Vdc - 4A max.)



BASIC CODES

SZ01.

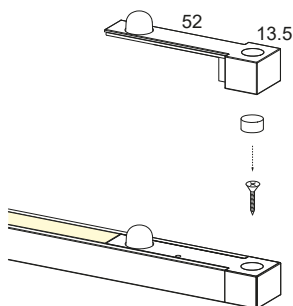
FINISHES

- 1 White
- 2 Matt black
- 5 Grey
- 7 Brushed aluminium

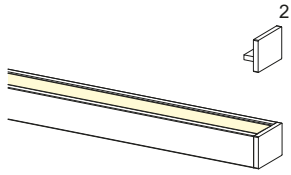
FUNCTIONS

- S** SENSOR closure and fixing

Hole fixing and closing side ABS support for M3x20 screw, cover cap, and ON/OFF Sensor device. The Sensor system is motion-activated to switch ON the LED. (12Vdc and 24Vdc - 4A max.) If no movements are detected, the LED switches OFF.



Code example: ZETA Profile + 1000mm Length + Brushed Aluminium Finish = Code: PA.ZETA.17



BASIC CODES

SZ201.

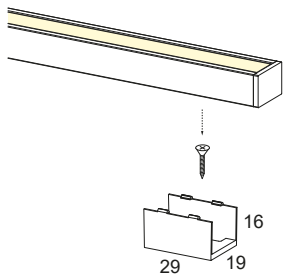
FINISHES

- 1 White
- 2 Matt black
- 5 Grey
- 7 Brushed aluminium

FUNCTIONS

- C** Closure

Side ABS closing support. Easy and quick to install, by exerting a slight side pressure.

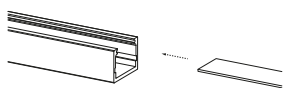


BASIC CODES

SZ02.8

Transparent polycarbonate surface-mounted fixing clip for the ZETA profile. It can be fixed on any surface. Supplied with M3x20 screw. Snap-in profile mounting.

NB. We recommend No. 1 Clip per 500mm



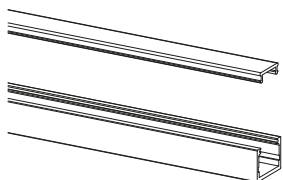
BASIC CODES

PA.02NA12.

LENGTH

- 1 1000mm brushed
- 2 2000mm brushed
- 3 3000mm brushed

Brushed diffuser to insert on the profile internal slot. Supplied in strips of different sizes.



BASIC CODES

PA.07PE81.

LENGTH

- 1 1000mm brushed
- 2 2000mm brushed
- 3 3000mm brushed
- 1T** 1000mm transparent
- 2T** 2000mm transparent
- 3T** 3000mm transparent

Transparent or brushed snap-on diffuser. The diffuser can be easily removed for maintenance operations.

Code example: ZETA Profile + 1000mm Length + Brushed Aluminium Finish = Code: PA.ZETA.17